

Universal Input with Selectable Output 39W or 70W Mini Electronic CMH Ballast Specifications

PS13U37T



INPUT SPECIFICATIONS

● Vac +/-10%	120Vac	277Vac
● Amps @ 39W	0.37A	0.17A
● Amps @ 70W	0.64A	0.27A
● Power @ 39W	44.5W	44W
● Power @ 70W	77.5W	75.7W
● Frequency	50/60Hz	50/60Hz
● THD	<5.9%	<8%
● Power Factor	0.998%	0.987%

OUTPUT SPECIFICATIONS

● Output Power (Selectable)	39W, 70W +/- 2%
● Lamp Drive Frequency	150Hz +/-10%
● Lamp Current Crest Factor	<1.2
● Open Circuit Voltage	>300V Square Wave
● Ignitor Voltage @ Ballast Leads	>3.8KV
● Ignition Failure Timeout	30 Min. Shutdown
● Maximum distance from Ballast	2.5M or 10 Feet Max.
● Compatible 70W ANSI Lamp Types	M143, M98, M85, M139
● Compatible 39W ANSI Lamp Types	M130

- Enclosure Overall Dimensions (Track)
- Unit Weight
- Operating Temperature
- EMI / RFI Compliance
- Sound Rating
- UL / CUL Listed

4.15" L x 3.15" W x 1.26" H

25oz.

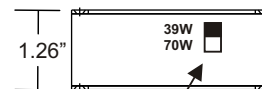
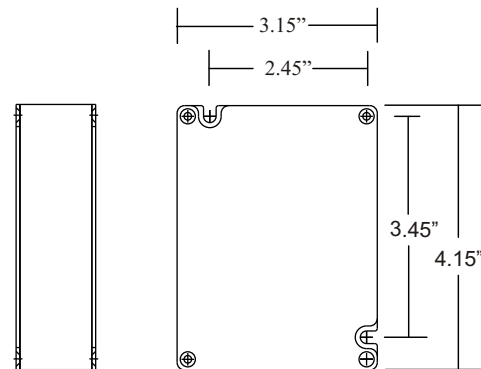
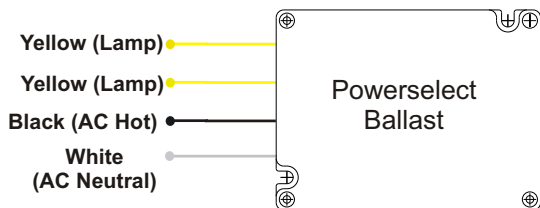
Min. Temp -30°C - Max. Temp 90°C

FCC Part 18

Rated 'A'

File #E173598

Wiring Diagram



Output power selector switch

