

# 120Vac 20W & 39W Slim Line Mini Electronic Metal Halide Ballast Specifications


## Model PS10B20L



### INPUT SPECIFICATIONS

- Vac 95-135 Vac
- PS10B20L Amps 0.20A
- PS10B20L Power 24W
- PS10B39L Amps 0.36A
- PS10B39L Power 44W
- Frequency 50/60Hz
- THD <10
- Power Factor >95%

## Model PS10B39L



### OUTPUT SPECIFICATIONS

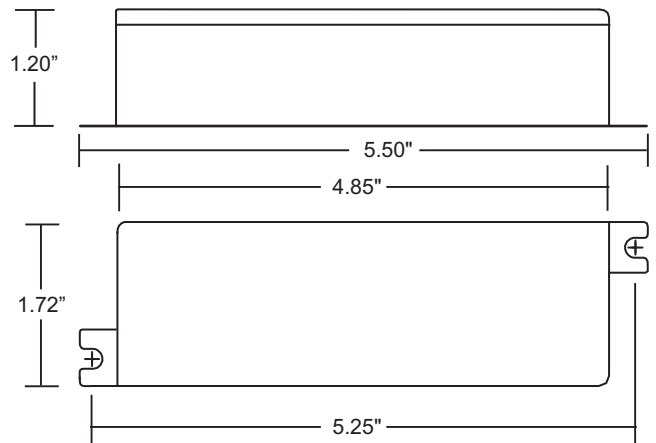
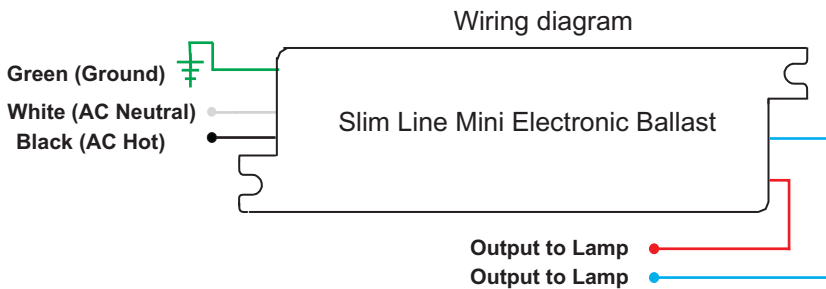
- PS10B20L Lamp Power 20W +/- 2%
- PS10B39L Lamp Power 39W +/- 2%
- Lamp Drive Frequency 150Hz +/-10%
- Lamp Current Crest Factor <1.2
- Open Circuit Voltage >300V Square Wave
- Ignitor Voltage @ Ballast Leads >3.8KV
- Ignition Failure Timeout 30 Min. Shutdown
- Maximum distance from Ballast 2.5M or (8.2 feet) Max.
- Compatible 20W ANSI Lamp Types M156
- Compatible 39W ANSI Lamp Types M130

Please see ballast application guidelines for recommended wire routing in multiple lamp fixture applications..

### MECHANICAL / ENVIRONMENTAL

- Enclosure Overall Dimensions 'both Models'
- Unit Weight
- Operating Temperature
- EMI / RFI Compliance
- Sound Rating
- UL / CUL Listed
- Warranty up to 5 years.

5.50" L x 1.72" W x 1.20" H  
 15.8oz.  
 Min. Temp -30°C - Max. Temp 80°C  
 FCC Part 18  
 Rated 'A'  
 File #E173598



**PowerSelect Inc.**

Tel: (714) 901-3900 Fax: (714) 901-0026  
 email - sales@powersselectinc.com

PSI reserves the right to modify any specifications without notice..

Revised 06-10-06